

HIGHWAY TOW WATER BOWSERS

FOR STORING AND TRANSPORTING WATER



HIGHWAY TOW WATER BOWSERS FEATURE GALVANISED MUDGUARDS AND REAR LIGHTING BOARD



SINGLE AXLE MODEL



1" OUTLET AT FRONT AND REAR



HIGHWAY COMPLIANT LIGHTING



TWIN AXLE MODEL

OVERVIEW

Our 1,140 Litre (250 gallon) highway tow water bowser range features a tough polyethylene tank mounted on a galvanised tubular steel chassis, and provides an excellent solution for transporting water safely and efficiently. Available in single and twin axle configuration, the low-profile design and baffled tank deliver excellent performance on the highway. The large manway provides easy access to the tank for maintenance and cleaning. This product is ideal for many applications and industries including council and municipal, agriculture, construction, industrial, plant hire and domestic.

KEY FEATURES

- ▶ 1,140 litre (250 gallon) capacity
- ▶ Tough rotationally moulded UV stabilised polyethylene tank
- ▶ Tank mounted on a galvanised tubular steel chassis
- ▶ Heavy duty axles and running gear for long term reliable service
- ▶ Baffled tank for improved stability in transit
- ▶ Secure lockable lid
- ▶ Manway to access inside of tank for cleaning and maintenance



PRODUCT CODES / PRICES

PRODUCT TYPE	CODE <small>Standard / For drinking water</small>
1,140L Single Axle Highway Bowser	1010 / 1030
1,140L Twin Axle Highway Bowser	1015 / 1035

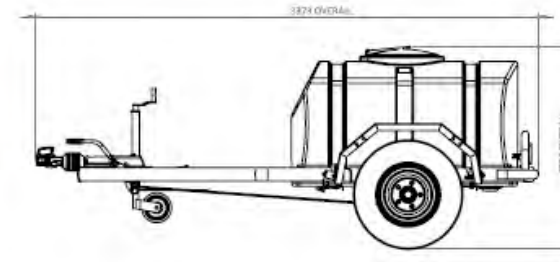
HIGHWAY TOW WATER BOWSERS

FOR STORING AND TRANSPORTING WATER

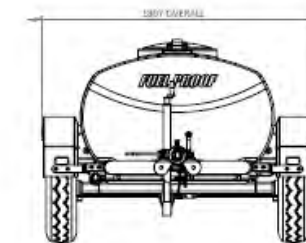


TECHNICAL DETAILS

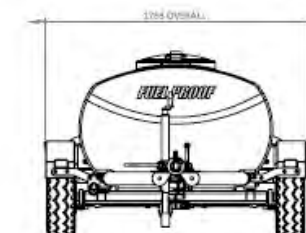
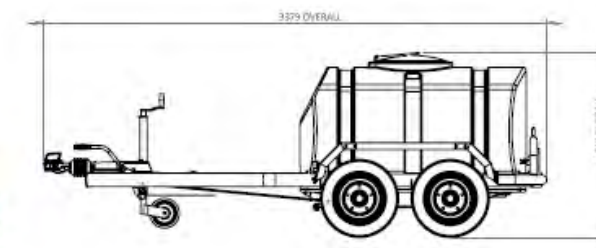
PRODUCT	LENGTH (mm)	WIDTH (mm)	HEIGHT (mm)	EMPTY WEIGHT (kg)	FULL WEIGHT (kg)
Single Axle Highway Bowser	3,373	1,807	1,358	327	1,467
Twin Axle Highway Bowser	3,379	1,763	1,242	377	1,517



SINGLE AXLE MODEL:



TWIN AXLE MODEL:



SPECIFICATION

- ▶ 2" bottom outlet for easy cleaning of unit
- ▶ 1" outlet front and rear
- ▶ Tank fitted with breather
- ▶ 380mm diameter manway into top of tank
- ▶ Available with WRC approved tank for drinking water
- ▶ Overrun brakes, hitch and damper

PRESSURE WASHER BOWSERS

A MOBILE CLEANING SYSTEM IDEAL FOR A WIDE RANGE OF APPLICATIONS



1140 LITRE PRESSURE WASHER BOWSER



IDEAL FOR A WIDE RANGE OF CLEANING APPLICATIONS



GALVANISED CHASSIS WITH SIDE PROTECTION BARS AND PUMP MOUNTING PLATE



SECURE LOCKABLE LID INCORPORATING MESH FILTER BASKET. 380MM DIAMETER MANWAY INTO TOP OF TANK FOR MAINTENANCE AND CLEANING.



LIGHTING SYSTEM COMPLIES WITH HIGHWAY REGULATIONS

OVERVIEW

Fuel Proof's range of mobile pressure washer bowzers provide the ultimate solution for plant cleaning, and are ideal for a wide range of industries including construction, agriculture, council and municipal, industrial and domestic applications. With a heavy duty polyethylene tank and galvanised chassis, these mobile bowzers provide unrivalled strength and durability. Available in single axle and twin axle configuration, with a range of pressure washer units and other optional equipment available.

KEY FEATURES

- ▶ 1140 litre (250 gallon) capacity
- ▶ Tough rotationally moulded polyethylene tank
- ▶ Tank mounted on a galvanised tubular steel chassis
- ▶ Baffled tank for improved stability in transit
- ▶ Galvanised mudguards and rear lighting board
- ▶ Secure lockable lid with manway to access inside of tank
- ▶ Twin high-speed axles
- ▶ Overrun brakes, hitch and damper

PRODUCT CODES / PRICES

PRODUCT TYPE	CAPACITY	CODE
Twin Axle Pressure Washer Bowser 11hp electric start petrol engine 15 L/min @ 200 bar	1140 litre	2905
Twin Axle Pressure Washer Bowser 10hp electric start diesel engine 15 L/min @ 200 bar	1140 litre	2905

PRESSURE WASHER BOWSERS

A MOBILE CLEANING SYSTEM IDEAL FOR A WIDE RANGE OF APPLICATIONS



TECHNICAL DETAILS

PRODUCT	LENGTH (mm)	WIDTH (mm)	HEIGHT (mm)	EMPTY WEIGHT (kg)	FULL WEIGHT (kg)
Twin Axle Pressure Washer Bowser 11hp electric start petrol engine 15 L/min @ 200 bar	3,404	1,762	1,236	150	1,290
Twin Axle Pressure Washer Bowser 10hp electric start diesel engine 15 L/min @ 200 bar	3,404	1,762	1,236	150	1,290


SPECIFICATION

- ▶ 2" bottom outlet for easy cleaning of unit
- ▶ 1" outlet front and rear, tank fitted with breather
- ▶ 380mm diameter manway into top of tank
- ▶ Available with WRC approved tank for drinking water
- ▶ Lifting eyes at front and rear for easy lifting and moving
- ▶ Hand rewind hose reel with max. capacity 50m x 3/8" hose
- ▶ Standard hose length 20 metres
- ▶ Secure lockable lid incorporating mesh filter basket
- ▶ 2" bottom outlet for easy cleaning of unit. 1" outlet front & rear
- ▶ Standard lance with low pressure for soap application
- ▶ Turbo lance for extra high pressure cleaning
- ▶ 380mm diameter manway into top of tank
- ▶ Lance holder
- ▶ Lighting system complies with highway regulations

TOP VIEW



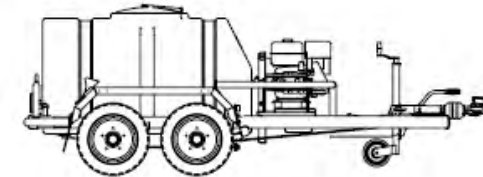
BOTTOM VIEW



SIDE VIEW



REAR VIEW



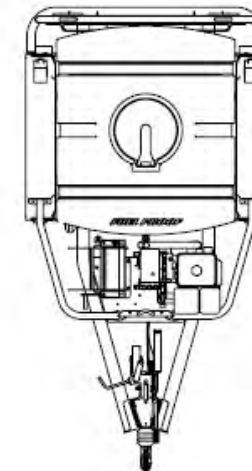
GALVANISED MUDGUARDS WITH SIDE REFLECTORS



SIDE REFLECTOR AND TRAILER LIGHTING CONNECTION



HAND REWIND HOSE REEL WITH MAX. CAPACITY 50M X 3/8" HOSE



PRESSURE WASHER BOWSERS

A MOBILE CLEANING SYSTEM IDEAL FOR A WIDE RANGE OF APPLICATIONS

OPTIONAL EQUIPMENT

ANTI-FREEZE / DETERGENT TANKS - HOSE OPTIONS - LANCE UPGRADE OPTION



Optional stainless steel tanks for detergent and anti-freeze



Upgrade from 15m to 20m hose



Upgrade from 15m to 30m hose



Optional 900mm gun/lance assembly with turbo nozzle

(fitted in addition to standard gun/lance/nozzle)